

# Prepare for your trip to Daejeon


## 1. From Incheon International Airport

**By train (Booking online at <http://www.letskorail.com/ebizbf/EbizBfTicketSearch.do> )**

- There are a few KTX train that comes directly from Incheon Int'l Airport Station to **Daejeon Station**. If your schedule is right, this will be the most convenient option.
- In other cases, you may take Airport Express Train or subway (Airport Line; slower but frequent) to Seoul Station, and then take KTX from Seoul Station to **Daejeon Station**.

[Tip 1] KTX relies on an honor system. There will be no ticket-checking person or machine to enter a platform. From time to time, a train official will check if there is a person in a supposedly unoccupied seat.

[Tip 2] To take subway or Airport Express, however, one needs to go through ticket checking machine. For subway or local buses, you can buy either one-time ticket or multi-use ticket called 'T-Money Card'. The latter is preferred as it can be used almost anywhere for both local bus and subways in Korea and can be easily recharged at Convenience Stores or at subway stations. In the airport, near the subway entrance, look for a T-Money vending machine that looks like the following:



T-Money Vending Machines at Incheon Int'l Airport / T-money card (example)

[Tip 3] To change to KTX at Seoul Station from Airport Express or Subway, you should consider at least 15-20 min for transfer. Airport Express and the subway (Airport Line) railways are located in deep underground, and it takes quite a while by an escalator. Taking an elevator might be of help but you still need a sufficient amount of time.

## By bus (Booking online at <https://txbuse.t-money.co.kr/> )

- If you prefer a bus, you can take a limousine bus that runs from Incheon Int'l Airport to **Daejeon Cheongsa** (= 'Daejeon Government Complex' ) Stop .
- After passing through customs, get out of a terminal via Terminal Waiting Area Exit 8 or 9 and go to **"9D" bus station**. (See the terminal map shown below.)
- Tickets can be purchased at the booths near the station.



[Tip 1] Even though you booked your ticket online, you still have to get a paper ticket. It can be printed with **a ticket vending machine right next to the ticket booth**. All you need is to insert your credit card you used for reservation along with a few menu selections. Alternatively, you can speak to an officer at the ticket booth. Make your credit card ready.

[Tip 2] Before you ride on the bus, you will need to load your luggage. Tell the driver you are going to “Daejeon Cheongsa” then he will tell you which slot to put your luggage. Once you put your luggage, you may get on the bus. Someone will check your ticket at the door of the bus.

[Tip 3] Once the bus get out of a high way via Buk Daejeon (=North Daejeon) Toll Gate, the bus will make two stops before it arrives at Cheongsa stop.



Lay-out of Incheon Airport Terminal (Arrival Floor).

## 2. From Gimpo International Airport

If you are arriving at Gimpo International Airport, train is a recommended transportation as the buses come less frequently than Incheon International Airport. You can take subway to Seoul Station, then take KTX to Daejeon. Gimpo Airport Station is in between Seoul Station and Incheon Airport Station.

## 3. From Daejeon Station or from Daejeon Cheongsa (= 'Daejeon Government Complex') bus stop

- Taxi is the easiest and recommended transportation for travel from Daejeon Station to KAIST or your hotel. It will cost approx. KRW 10,000 (~\$9), although it may vary depending on traffic situation.
- It takes 25-30 min by walk to KAIST from a subway station closest to KAIST (= Wolpyeong Station).

## Shuttle Information

Shuttle bus will be operated at the following schedules:

### 1. Oct. 26







- 08:30 AM and 09:00 AM at Hotel ICC departing for KAIST
- 17:30 PM at KI B/D Parking Lot departing for Hotel ICC

### 2. Oct. 27

- 08:50 AM and 09:20 AM at Hotel ICC departing for KAIST

## Local weather forecast

Very pleasant weather is expected; but beware of large temp. difference between day and night.

Date	Hi/Lo	Precip	Snow	Forecast	Avg. HI / LO
Tue 10/24	19°/4°	0 MM	0 CM	 Sunny to partly cloudy	18°/5°
Wed 10/25	19°/5°	0 MM	0 CM	 Plenty of sunshine	18°/5°
Thu 10/26	20°/7°	0 MM	0 CM	 Partly sunny	17°/5°
Fri 10/27	20°/8°	0 MM	0 CM	 Plenty of sunshine	17°/5°
Sat 10/28	22°/9°	0 MM	0 CM	 Mostly sunny	17°/5°
Sun 10/29	21°/6°	0 MM	0 CM	 Plenty of sun	17°/4°

Retrieved at Accuweather.com on Oct. 22.

## Area Map



- If you get off at the Daejeon Cheongsa stop for a bus coming from the airport and cannot see any taxi, you may walk to the stop for a bus going to the airport.



## Campus Map



- **KI Building (E4), the main venue for A-COE 2017,** is located right next to KAIST's famous "Duck Pond"/ "Bell Tower" and can be accessed from all the four sides of the building.
- The parking lot of KI Building is located in its south side, but it is always fully packed with cars. Additional parking spaces can be found next to the main gate along the wall. Participants are strongly recommended to use public transportation.
- Be aware that there are two KAIST campuses in Daejeon. You have to come to the main campus ("**Gu Seong Dong Campus**"), not to "Mun Ji Dong Campus." Most taxi drivers will drive to the main campus 99% by default. But if your taxi driver asks whether your destination is KAIST Gu Seong Dong Campus or Mun Ji Dong Campus, please tell him or her that it is **Gu Seong Dong Campus**.
- Please use the **Main Gate** instead of the East Gate. As you can see in the map, it will be a bit "long and winding road" to KI Building if you enter from the East Gate. But if you want to see many different spots (e.g. Sports Complex, Jang Young Shin Student Building, etc.), access from the East Gate will also provide you with a pleasant view.

PRINT-OUT to show to a taxi driver

1. I want to go to KAIST.

카이스트로 가주세요. (구성동 캠퍼스)

2. (Near the main entrance) Please go straight 100-200 m until you see a pond.

정문에서 직진하셔서 약 100-200 m 가시다가 연못/다리 있는데서 세워주시면 됩니다.

3. I want to go to Lotte City Hotel

대전 컨벤션센터 (DCC), 스마트시티 근처의 롯데시티호텔로 가주세요.

4. I want to go to Hotel ICC.

대전 컨벤션센터 (DCC), 스마트시티 근처의 호텔 ICC로 가주세요.

5. I want to go to Daejeon Station. Please have me get off at the side of the station.

대전역으로 가 주세요. 대전역 입구 쪽에 내려주세요. (길 건너편 대신)

6. I want to go to Government Complex Bus Stop to Airport. \*

공항가는 정부청사 버스정류장에 내려주세요.

\* You may need to get off near a cross walk across the street from the bus stop.

7. Please call this number if you want to speak with a Korean person who can help me.

이 분에게 전화주시면 한국말로 도움을 주실 수 있습니다.  
(010-8586-3216 이현우)

8. (At the bus) Please let me know at the DaejeonCheongsa Stop. I am a foreigner and I may miss your call.

저는 외국인이라 그런데요, 대전청사역에서 꼭 알려주시면 감사하겠습니다.

\* Driver usually calls the name of a stop, but often it is not loud enough. Cheongsa stop is the third stop after getting out of a highway. From time to time, a bus may not make a stop if there is no one to get off. A majority of people will get off at Cheongsa stop. If you do not get off at the Cheongsa stop by mistake, do not worry. You can simply get off at the final stop at the Daejeon Terminal Complex. You can take a taxi from there.